

retinomax series

# Handheld Auto Refractometer Auto Ref / keratometer





# Retinomax Serie: The excellence in refraction

Retinomax products offer a wide range of refraction and keratometry measurements with high mobility, stability and accuracy, that have been recognized worldwide for years.

**THE RETINOMAX SERIE IS COMPOSED OF 4 DIFFERENT DEVICES:**



retinomax 5



retinomax K+5

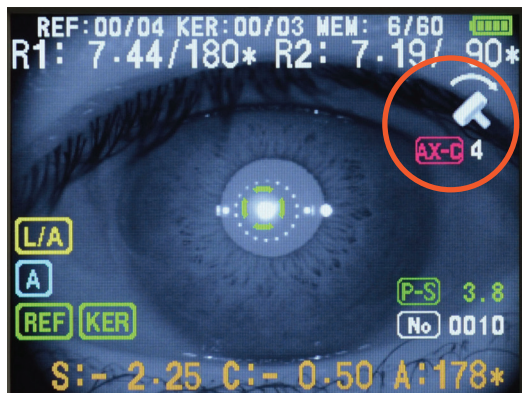


retinomax screen



retinomax K+Screen

# Common features



## AUTOMATIC AXIS COMPENSATION AND EXTENDED MEASUREMENT RANGE

Not only does the device let the examiner know the cylinder axis angle, but it also adjusts automatically if it is not level. Regardless of the inclination of the device, the internal gyroscope gives the degree of inclination generated.

The measuring range has also been extended.

	Retinomax Serie 3	Retinomax 5 and Screen Series
Refracto	S: -18D + 23D	S: -20D + 23D
Kerato	5 - 11mm	5 - 15 mm



## FOCUS ASSIST

Informs the examiner of the optimal focusing point using the following color-coded system.



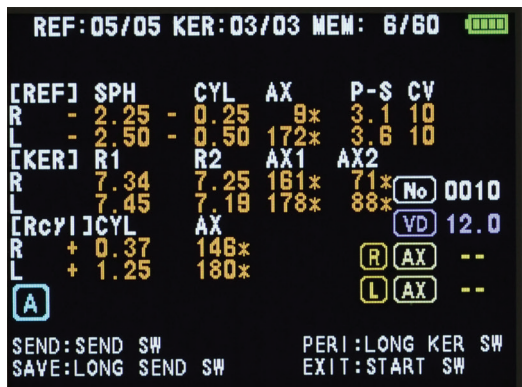
Blue:  
Too far



Green:  
OK



Red:  
Too close



Full summarize measurement screen

## FAST AND RELIABLE MEASUREMENT

The measurement process takes only 0.14 seconds. The pupil size is automatically measured, displayed, and printed. The measurement is done five times. If the data is unstable, the system will automatically retry 3 times in order to get the most stable result.



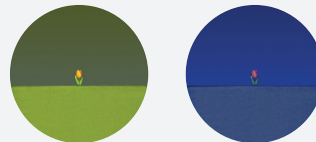
## THE FIXATION INTENSITY IS AUTOMATICALLY LOWERED FOR SMALL PUPILS

The minimum pupil size for measurement is 2.3mm. If a pupil is smaller than 3.0 mm, the fixation target intensity will automatically be reduced by about 45% to avoid pupil contraction.




### NEW CHILD MODE


While the measurement is being taken, a melody continually plays to keep children's attention. A constantly changing color display, both on the outside and inside of the device, also keeps children involved during the process.




Target color intermittently changes



Tulip (standard)



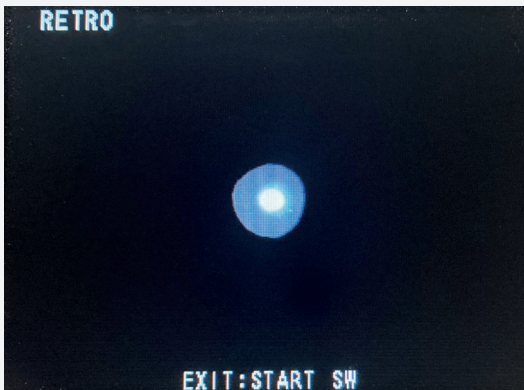
Bear (when children are the main target patient) (standard)



Fireworks

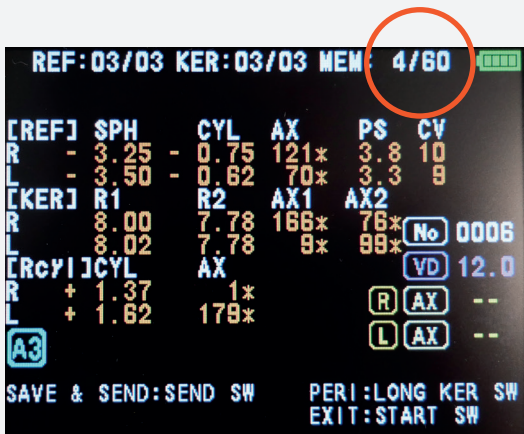
### PATIENT TARGET

Select a patient target image from among the three types when placing your order.



### A RETRO-ILLUMINATION MODE

The retro-illumination mode makes it possible to observe corneal and crystalline opacities, check the transparency of the ocular environments and possibly check the position of an intraocular implant.



### TWO «MEMORY» FUNCTIONS

The last measurement is automatically saved in the Retinomax (even after switching off). It can be recalled with the PRINT function.

With the MEMORY button you can save up to 120 measurements (60 patients).

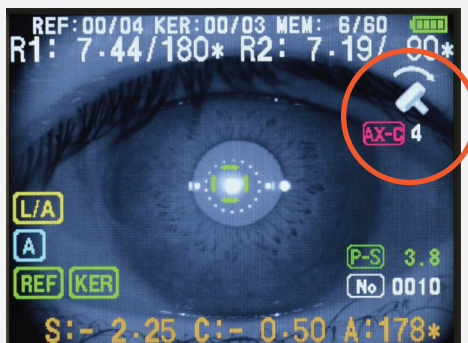
# retinomax screen Serie



## UPWARD-TILTING LCD

The low-reflection 3.5 inch monitor, featuring a tilting screen with a 100 degree seamless range of motion allows both new as well as existing Retinomax users to easily adapt to retinomax screen's user-friendly design.

# Retinomax 5 Serie



## VIEW FINDER

- With view finder observation, there's no limit to operator age.
- Diopter adjustable range is +/-8D.
- View finder arm angle is changeable from 0-135 degrees, making measurement easy regardless of patient's position or posture.



# Technical specifications

## DIMENSIONS :

	retinomax 5	retinomax K+5	retinomax screen	retinomax K+Screen
<b>Main body only</b>				
WIDTH	191 mm		168 mm	
DEPTH	242 mm		202 mm	
HEIGHT	223 mm		236 mm	
WEIGHT (with battery)	940 g	950 g	960 g	970 g
EXTERNAL OUTPUT	Infrared			
<b>Printer</b>				
WIDTH	103 mm			
DEPTH	167 mm			
HEIGHT	75 mm			
INPUT POWER	USB Micro-B			
<b>Station</b>				
WIDTH	180 mm			
DEPTH	244 mm			
HEIGHT	79 mm			
INPUT VOLTAGE POWER	AC 100 to 240V 50/60Hz			

	Handheld Autorefract Retinomax 5	Handheld Autorefract Keratometer Retinomax K+5	Handheld Autorefract Retinomax screen	Handheld Autorefract Keratometer Retinomax K+Screen
<b>Refractometry Measurement range</b>				
Spherical (S+C)	-20D to +23D (VD=12mm) (AUTO/0.12/0.25D steps)			
Cylinder	0 to +/-12D (AUTO/0.12/0.25D steps)			
<b>Measurement of radius of curvature</b>				
Radius of curvature		5.00 to 15.00mm (in 0.01mm increment)		5.00 to 15.00mm (in 0.01mm increment)
Corneal astigmatism		OD to +/-12D (R 5 mm to 13 mm) OD to +/-7D (R 14 mm to 15 mm)		OD to +/-12D (R 5 mm to 13 mm) OD to +/-7D (R 14 mm to 15 mm)
Center		ø 3.2 mm (R 8 mm)		ø 3.2 mm (R 8 mm)
Pupil measurement	2.0 to 12.0 mm (in 0.1 mm increment)			



INNOVATION TO UNLOCK YOUR POTENTIAL

**VISIONIX INTERNATIONAL SAS**

2 Rue Roger Bonnet, 27340 Pont-de-l'Arche - France  
Tél. + 33 232 989 132 - Fax + 33 235 020 294  
contact@visionix.com

[www.visionix.com](http://www.visionix.com)